



Ezylay Glass Block Installation Guide – Silicone System




1 Place sill infill in bottom of frame.



2 Place the Ezylay expansion material in both verticals of the Ezylay frame ensuring it extends from top to bottom.




3 Cut the two "T" connectors where indicated as per diagram.



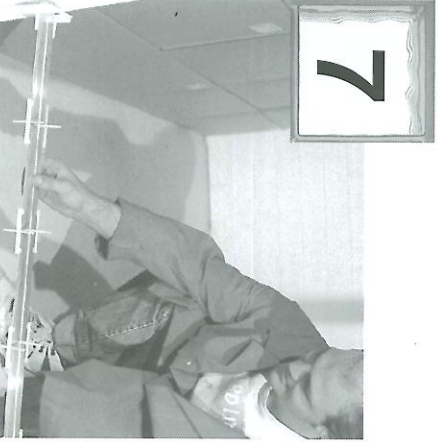
4 Place a cut "T" connector in the bottom corners of the frame on top of the sill infill, with the open end against the expansion material.




5 Place the first row of glass blocks in the frame sill, supporting and spacing each block with a "T" connector.




6 Snap the required amount of "X" connectors onto the stiffener bar and one "T" connector on each end.



7 Place the stiffener bar, with connectors, onto the first row of glass blocks.



8 Place the next row of glass blocks and then repeat steps 5, 6 and 7 until one stiffener bar and one row of blocks remains to be installed.



9 Cut the top off both legs by 20mm of two "Y" connectors (as illustrated) for the vertical joints closest to the last block to be inserted.




10 Snap the required amount of "X" connectors and two "T" connectors on to the last stiffener bar and place in position.



11 **THE LAST ROW.** Insert glass blocks at each end working towards the centre.



12 Top blocks are inserted in head of frame as illustrated in 12 and 11.



13 Ensure glass blocks are neatly aligned before silicone is applied.



14 Read directions on Ezylay Silicone Sealant tube before proceeding. Gun Silicone into joints ahead of nozzle to ensure adequate penetration. Spray glass blocks with Ezylay Silicone Jointing Spray. Tool off excess silicone. Leave 24 hours to dry.

NB: Silicone will skin within five minutes, tooling off should be carried out within this time.



For further information,
video installation guides are
available from your local
Ezylay Distributor.



Glass Block
Technologies

International Pty Ltd

HEAD OFFICE:

777 Marshall Road
Malaga WA 6090

Phone: (08) 9248 8580
Fax: (08) 9248 8581

Email: info@glassblockconstruction.com